



Click on admission open 2017-18 link

Please do it urgently - ve... x Log in, Kanoria PG Mahil... x

kanoriacollege.in/Login?returnUrl=Admission/Form

Guidelines for Online Admissions (1st year)

1. Online Admissions open from 1st June 2017.
2. Click on Apply Online tab in the Admission Menu on the home page.
3. Register yourself and create a new account.
4. When registered login with your username and password.
5. Fill the form step by step.
6. Fill Course details, basic details and click on save & continue.
7. Fill personal details and click on save & continue.
8. Attach documents (Photograph, signature, Mark sheet) in supported file format click on save & continue.
9. Select payment mode & deposit Rs 500/- for the admission form. Payment can be done by Net banking/ATM card/Debit or Credit card/ E-Mitra.
10. Click on preview and print button and take two printout (one student copy and one office copy) of your admission form.
11. All students desirous of seeking admission should submit the self-attested hard copy of the form and documents (SC/ST/OBC/SDC, Sports, 12th Mark sheet) within two days after filling online application and collect the prospectus. Failing with their online application form shall not be considered.
12. Last date for online application is 20th June 2017.
13. First merit list will be declared on 29th June 2017.
14. Check the merit list from the Merit List tab in the Admission Menu on the home page.
15. If you are eligible, login with your User Name and Password on Apply Online tab in the Admission Menu on the home page.
16. Submit your fee before 4th July 2017. Payment can be done by Net banking/ATM card/Debit or Credit card/E-Mitra and take a printout of your fee receipt from your account and submit the receipt in the college.
17. If you are not eligible in the first merit list wait for the second merit list.
18. Second merit list will be declared on 8th July 2017.
19. For students eligible in second list submit your fee before 13th July 2017. Payment can be done by Net banking/ATM card/Debit or Credit card/E-Mitra and take a printout of your fee receipt from your account and submit the receipt in the college.

Please give the mobile number on which SMS can be sent at the time of application.

Admissions OPEN 2017-18

Website update...docs Show all x

10:29 AM 01-Jun-17

Read the admission guidelines properly.

14. Check the merit list from the Merit List tab in the Admission Menu on the home page.

15. If you are eligible, login with your User Name and Password on Apply Online tab in the Admission Menu on the home page.

16. Submit your fee before 4th July 2017. Payment can be done by Net banking/ATM card/Debit or Credit card/E-Mitra and take a printout of your fee receipt from your account and submit the receipt in the college.

17. If you are not eligible in the first merit list wait for the second merit list.

18. Second merit list will be declared on 8th July 2017.

19. For students eligible in second list submit your fee before 13th July 2017. Payment can be done by Net banking/ATM card/Debit or Credit card/E-Mitra and take a printout of your fee receipt from your account and submit the receipt in the college.

- Please give the mobile number on which SMS can be sent at the time of application.
- For any kind of assistance contact to admission committee in college campus or mail to admissions@kanoriacollege.in.

[Admission Schedule](#)

I have read online admission details.

[Proceed to online admission form](#)

Admissions OPEN 2017-18

[f](#)
[t](#)
[in](#)
[@](#)
[G+](#)

Important Links
[www.uniraj.ac.in](#)
[www.ugc.ac.in](#)
[www.spoken-tutorial.org](#)

Admission
[Apply Online](#)
[Admission Policy](#)
[Fee Structure](#)

Media
[News & Updates](#)
[Photo Gallery](#)
[Events](#)
[Downloads](#)

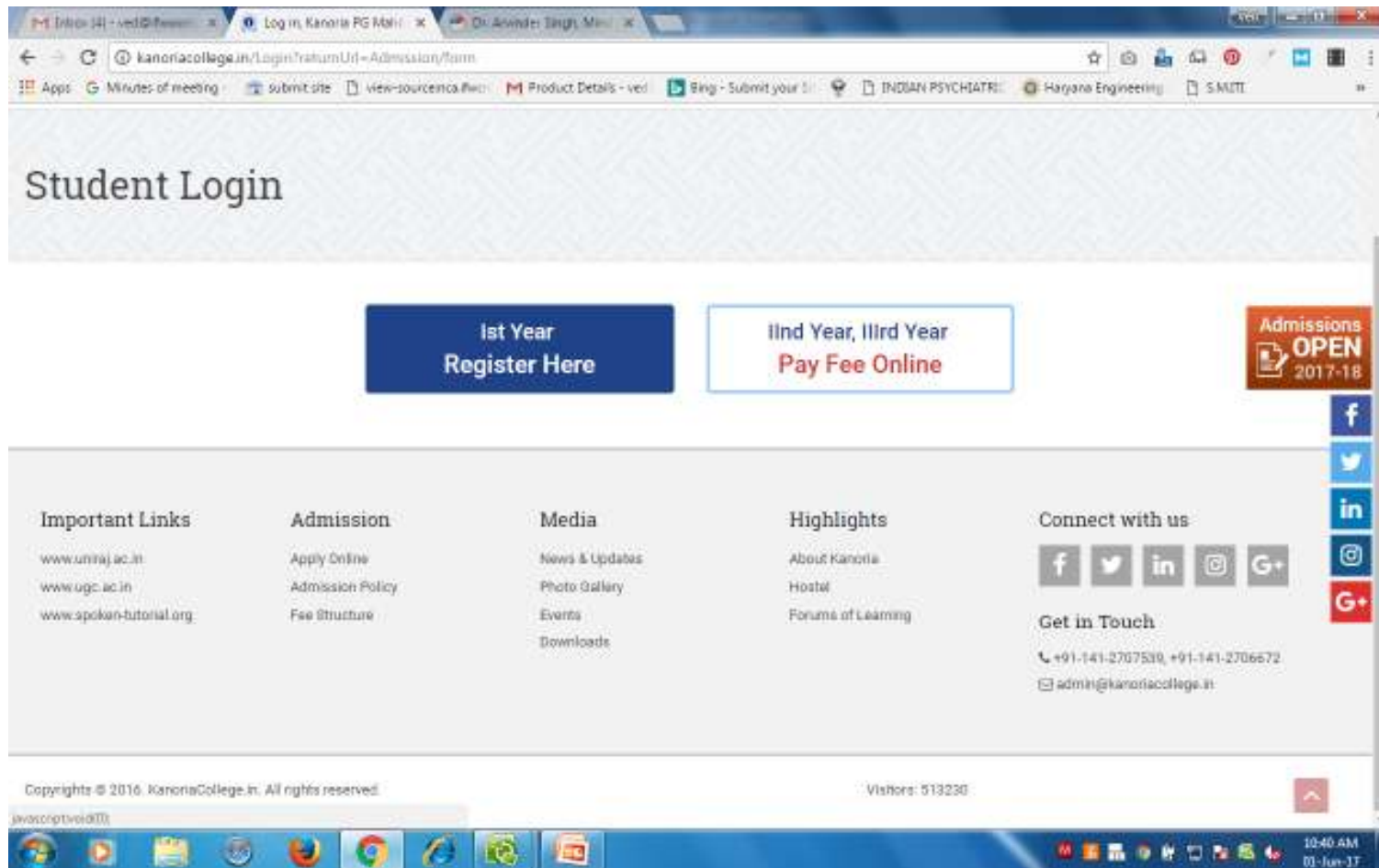
Highlights
[About Kanoria](#)
[Hostel](#)
[Forums of Learning](#)

Connect with us
[f](#) [t](#) [in](#) [@](#) [G+](#)

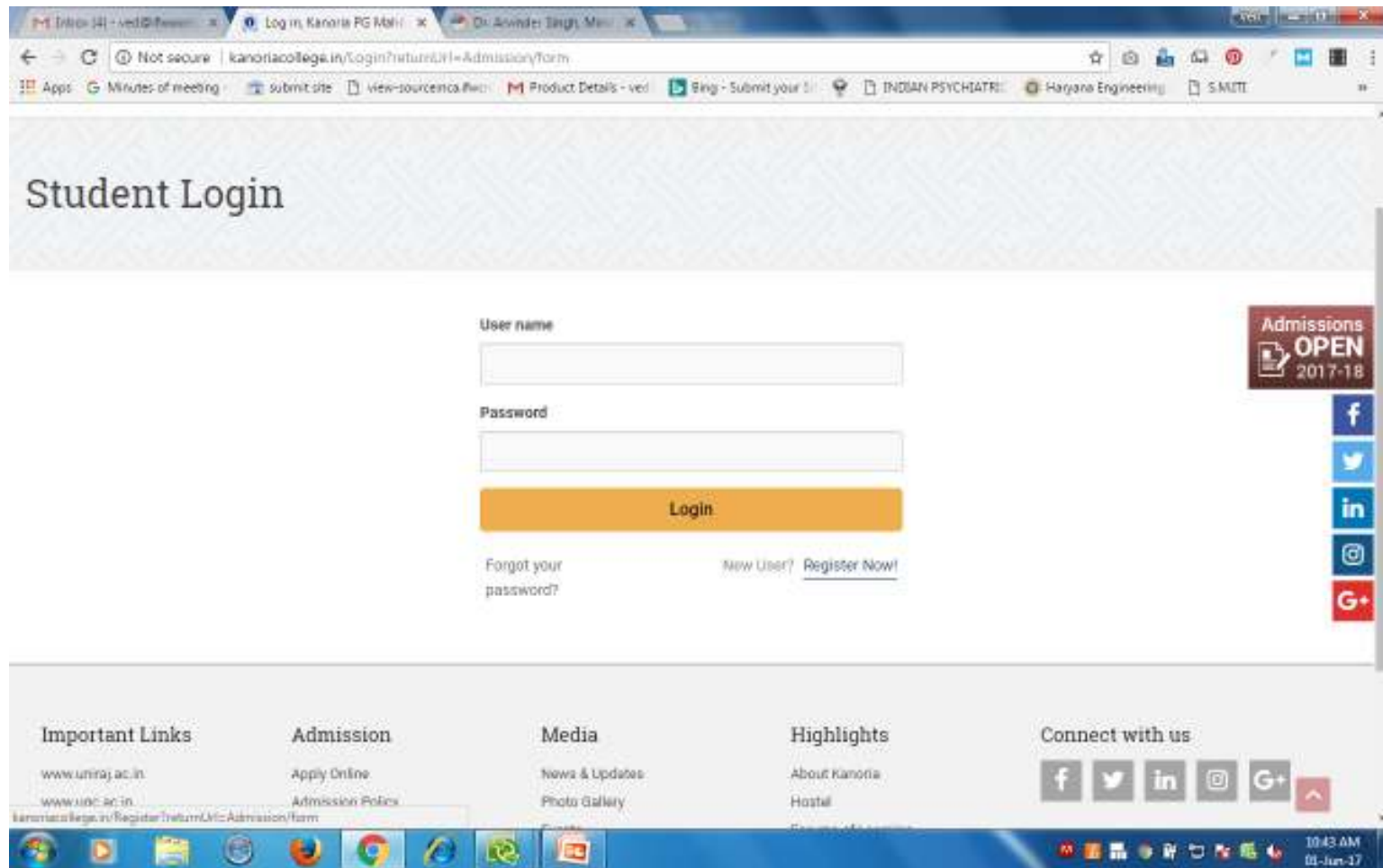
Get in Touch
☎ +91-141-2707530, +91-141-2706672
✉ admin@kanoriacollege.in

10:33 AM
01-Jan-17

Click the confirmation checkbox and click proceed to online admission form.



For 1 year new student registration click on **Ist Year Register Here** button



For new user click on Register here and in case of already registered candidate enter user name and password.

The image shows a web browser window displaying the registration form for Kanoria PG Mahila Mahavidyalaya, Jaipur. The browser's address bar shows the URL: kanoriacollegea.in/Register?returnURL=Admission/Form. The page header includes the college's name and logo, along with navigation links like Home, About Us, Courses, Admission, Faculty, Infrastructure, Recruitments, and Contact Us. A blue banner on the right side of the page reads "Admissions OPEN 2017-18".

The registration form contains the following fields:

- Name (as per 10th marksheet) *
- Password*
- Aadhar Card No. (12 Digits Only)
- Email *
- Gender
- User Name *
- Confirm Password*
- Date of Birth (MM/DD/YYYY)*
- Mobile *
- Category *
- Blood Group (Select Blood Group)
- Hostel Accomodation Required (Select)

The Windows taskbar at the bottom shows the time as 10:45 AM on 03-Jan-17.

Fill the complete registration form after which candidate will be redirected to student profile.

The screenshot shows a web browser window displaying the user profile page of Kanoria College. The browser's address bar shows the URL kanoriacollege.in/profile. The website header includes the college's name, logo, and navigation menu. The main content area is titled "My Account" and features a sidebar with a "My Account" menu. The "Admission Form" link in this menu is circled in black. The profile details are as follows:

Field	Value
User Name	: Rekha123
Name	: Rekha Sharma
Mobile	: 7300077548
Email	: ved@ifworld.com

Below the profile details is a yellow button labeled "Change Password".

In user profile link of admission form will be visible. Click on this link to fill the admission form.

Admission Detail Education Detail Attachment Detail Payment Declaration

Form No: WT025

Course Detail

Medium	Course	Class	Form Fees
English	B.A.	BA PART 1	500

Admissions OPEN 2017-18

Preference 1

SOCIOLOGY	HOME SCIENCE	ECONOMICS
-----------	--------------	-----------

Preference 2 / optional

PUBLIC ADMINISTRATION	DRAWING & PAINTING	ECONOMICS
-----------------------	--------------------	-----------

Preference 3 / optional

Select Subject



Preference 1 Preference 2 / optional Preference 3 / optional Reset

SOCIO_HOM_SCI_ECO	PUB_ADM_DRAW_PAINT_ECO	
-------------------	------------------------	--

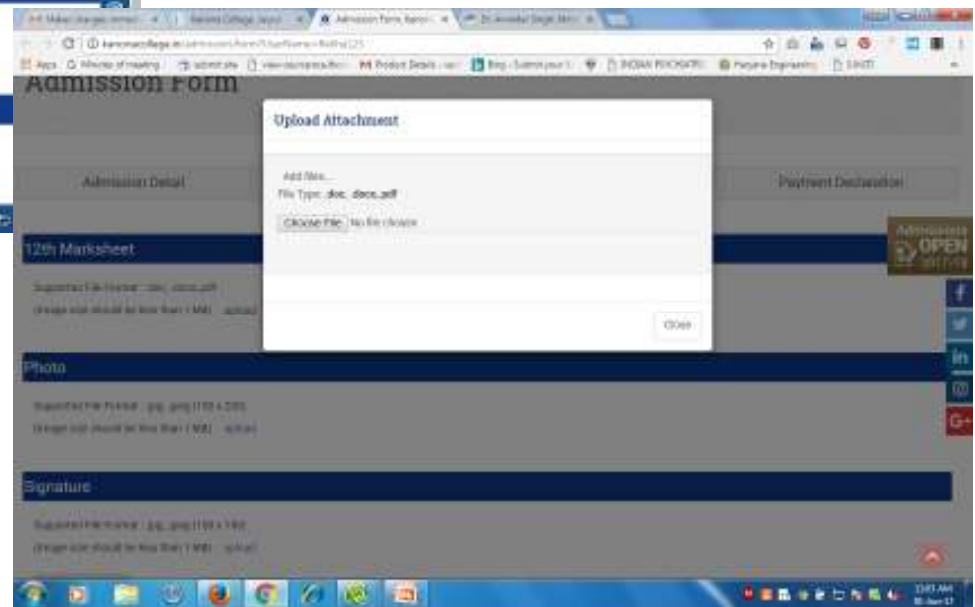
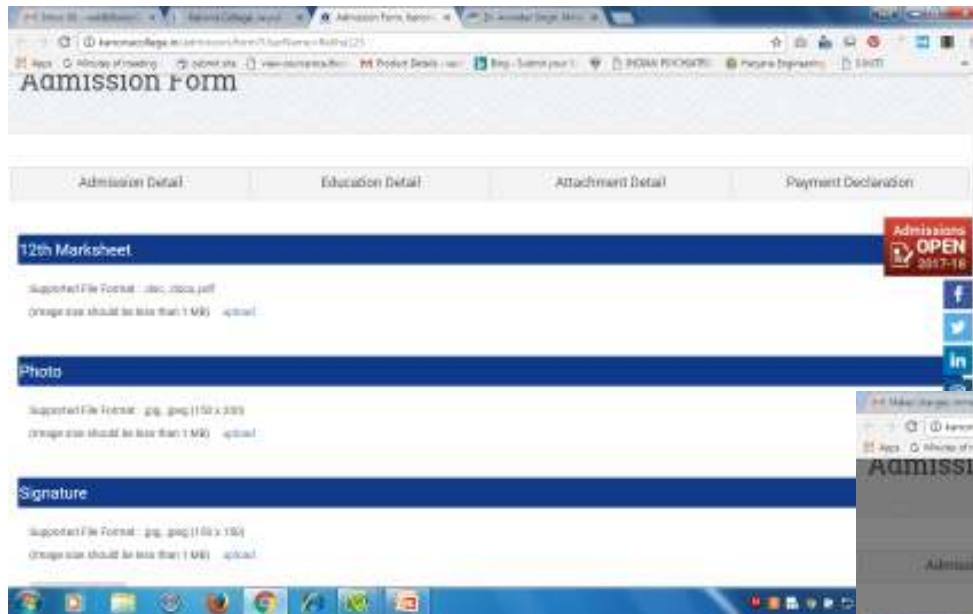
Save & Continue

In admission detail tab select course and fill preferences and click **Save & Continue**.

Admission Form

Admission Detail	Education Detail	Attachment Detail	Payment Declaration
	<p>Last Exam Passed</p> <input type="text" value="12"/>	<p>Stream</p> <input type="text" value="Arts"/>	 
	<p>Board</p> <input type="text" value="Central Board of Secondary Education, Delhi"/>	<p>Max Marks</p> <input type="text" value="500"/>	
	<p>Marks Obtained (* Best of 5 including 3 Core Subjects)</p> <input type="text" value="490"/>	<p>Last Exam Percentage</p> <input type="text" value="98.00"/>	
	<p>Save & Continue</p>		

In education detail select all the details and submit your best of 5 marks obtained including marks of 3 core subjects.



Submit all your required attachments and click
Save & Continue

Declaration/Undertaking:
I, **Rekha Sharma** daughter of Shri/Smt seeking admission to **B.A.**, hereby declare that I have carefully read the instructions given to me and that the entries made in this Application Form are correct to the best of my knowledge and belief. I understand that the decision of the University is final and binding in regard to selection for admission. The University shall have the right to take any suitable disciplinary action including expelling me from the University at any time after admission, if I am found to be involved in Ragging or any direct or indirect act of indiscipline or if the documents furnished by me are found to be false or misleading or my antecedents prove that my admission and enrollment in the University is not desirable. I agree that all the disputes are subject to the jurisdiction of the courts at Bhilwara, Rajasthan only. The Kanoria College shall not be obliged to refund any fees paid by me, except the refundable amount, and I shall not claim the refund after due submission of fees.

Declaration Date: 06/01/2017
Declaration Place: Jaipur

Payment Details

Payment Mode:
Select Payment Mode
Select Payment Mode
PayU
E-Mitra
Previous options

Important Links: www.umraj.ac.in
Admission: Apply Online
Media: News & Updates
Highlights: About Kanoria
Connect with us: f t in @ G+

11:56 AM
01-Jan-17

Check the declaration and enter declaration place. After that select payment mode and make payments.



After fee payment you will be redirected to payment page on website where the transaction id will be displayed. Click on print and preview and take 2 printouts of filled application form

My Account

Profile

User Name : kamla Name : Kamla

Mobile : 9314409694 Email : kapil@ifwworld.com

Change Password

Hostel Form

If the candidate has opted for hostel she will have to fill a separate hostel form whose link will be available in her profile after successful payment of admission form.

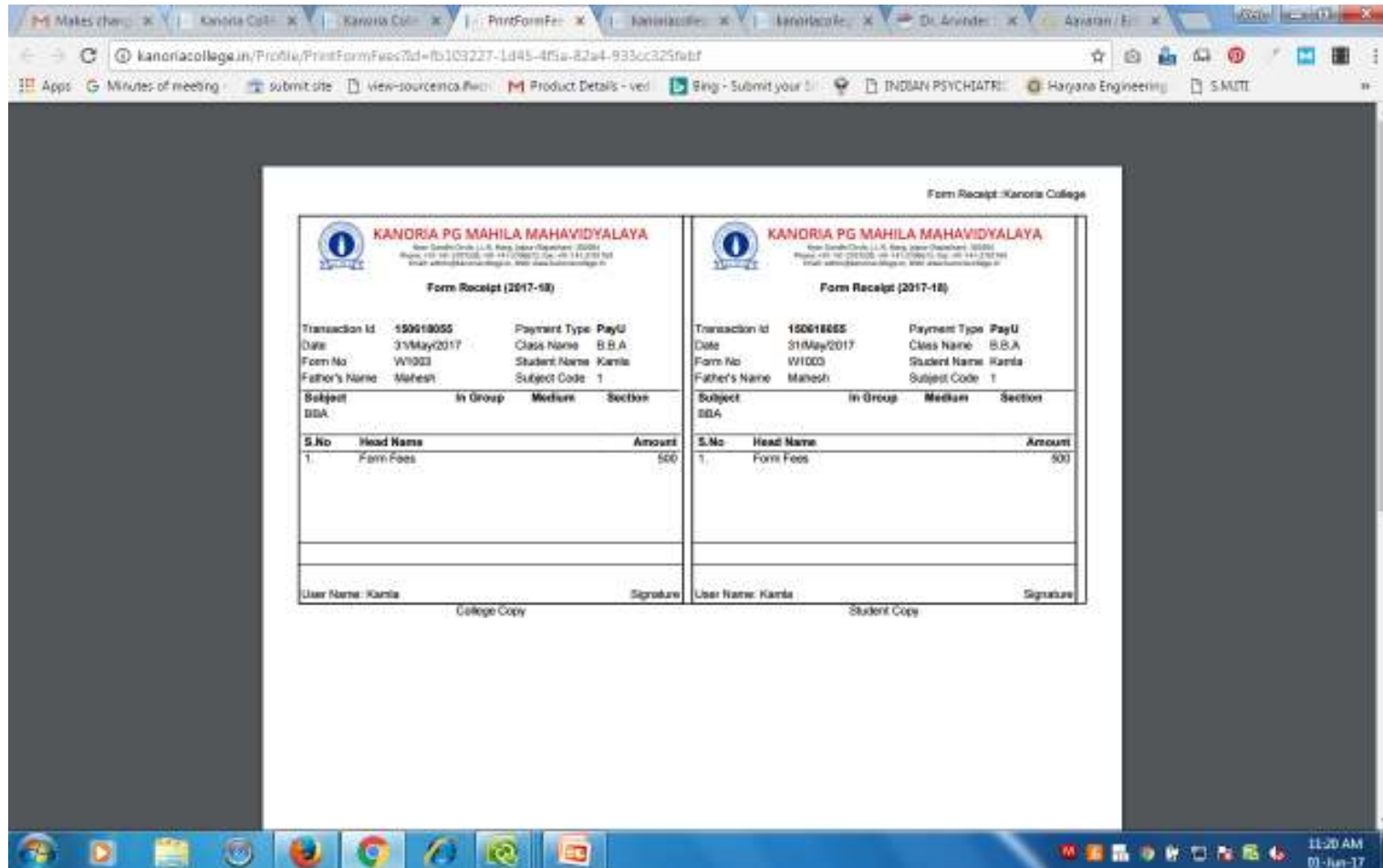
Hostel Form

* Hostel Form Fees Rs. 200

Admissions OPEN 2017-18

Percentage	Total Marks Obtained	Max Marks
98	400	500
Name	Class in which Admission is sought	Admission Application Form No
Kamla	B.B.A	W1003
Email	Mobile No	
kapd@efworld.com	9314400004	
Date of Birth *	Blood Group	
06/20/2001	B-	
Father Name	Occupation	

Click on hostel form link and fill the required details and pay separate fees for hostel form.



After making all payments take print out of all the receipts.